

# **GUIDELINES FOR WRITING JURNAL ILMU DAN TEKNOLOGI KELAUTAN TROPIS**

## **I. General Provisions**

The article is the result of scientific research in the field of tropical marine science and technology and has never been published or in the process of submission in other scientific publications. The proposed article can come from the fields of tropical marine science and technology as follows: marine biology, marine ecology, oceanographic biology, oceanographic chemistry, oceanographic physics, oceanographic geology, oceanographic dynamics, coral reef ecology, marine acoustics, marine remote sensing, marine geographic information systems, marine microbiology, marine pollution, marine aquaculture, marine fisheries technology, marine biotechnology, air-sea interaction, and ocean engineering.

Articles written in Indonesian or English typed with MS-Word, Times New Roman font size 12 on quarto or A4 paper including Pictures and Tables with top and bottom margins 3 cm and left and right 2.5 cm. For articles in Indonesian, the writing is completed with titles in Indonesian and English, abstract (English) followed by keywords and abstracts (Indonesian) followed by keywords. While the article is in English, writing the title in English, abstract (English) followed by keywords, and abstract (Indonesian) followed by keywords.

The author of the article written in Indonesian follows the General Guidelines for Indonesian Language Spelling, refined based on Minister of National Education Regulation No. 46 of 2009. Writing fractions in Indonesian-language papers use commas, while in English-language papers using dots.

All communication with publishers is done electronically (email: [jurnalikt@apps.ipb.ac.id](mailto:jurnalikt@apps.ipb.ac.id)). The article manuscript is by the format and guidelines for JITKT writing, and please send it to the web: <http://journal.ipb.ac.id/index.php/jurnalikt>. All incoming texts will receive an acceptance reply. The results of reviews from reviewers (sustainable partners) will also be sent via web and email.

## **II. Systematics of Article Composition**

### **2.1. Systematics article structure generally results as follows:**

- Title (as short as possible) and accompanied by an English translation typed italic.
- Author's name, name, and the city of agency location, and corresponding author e-mail.
- Abstract in English (contains a little background, objectives, methods, research results and conclusion and no more than 225 words. All written in English with italics)
- Maximum words eight words (English). The word "Keywords:" is written in bold
- Abstract in the Indonesian language (contains a little background, objectives, methods, research results, and conclusion and no more than 225 words).
- Maximum keyword eight words (Indonesian). "Keywords:" written in bold
- Introduction (without subtitles, containing background, problems, problem formulation, a summary of theoretical studies, scientific reviews related to titles based on current references (literature), and research objectives)). In this introduction also presented a scientific question (a scientific question) or hypothesis that will be answered in the study.

- Research methods (clearly written time, location, material (data), and analysis of research data to allow other researchers to repeat related experiments). This section can be made in several sub-chapters.
- Results and discussion (the results are presented first and then followed by an explanation or discussion. The discussion must use references or be compared (reviewed) with the latest references (literature). Results and discussions can be put together or separated in separate sub-chapters.
- Conclusions (written in the form of essays (paragraphs) in a concise and clear manner and must be able to answer (explain) the title and also the purpose of the study). Suggestions are included in the discussion if deemed necessary.
- Acknowledgments (written clearly and concisely to whom the gratitude is given. Research that is funded by DIPA, grants, or the like to include the contract number).
- Bibliography (see the next provisions)
- Attachment (if available, but not recommended)
- Some pages of paper between 5-15 pages (starting from the title to the bibliography).
- The author is required to use 80% of the total references used in scientific journals.

### III. Writing Technique

#### 3.1. Title

The title is written in capital letters, in bold, in the center (center), Times New Roman font 12, black. Under the title of the manuscript in the Indonesian language, the title translation in English is italic.

Example:

**INTERAKSI PADA HUMIN UNTUK ADSORPSI Mg (II) DAN Cd (II)  
DALAM MEDIUM AIR LAUT**

*INTERACTION ON HUMIN FOR Mg (II) AND Cd (II)  
IN THE SEA WATER MEDIUM*

#### 3.2. Writer's Name

The author's name is written without a title with a capital letter at the beginning of the name, in bold, in the middle, Times New Roman font 12, black. Equipped with name and city of agency location and E-mail for the corresponding author with Times New Roman 12 font, black with one space.

Example 1:

**Evi Maya Sari**  
Program Studi Teknologi Hasil Perikanan, FPIK-UNDIP, Semarang  
E-mail: evimayasarii@yahoo.com

If the article is written by more than one person and the address of the institution is different, then each author's name is followed by a number written superscript. Email addresses that are listed only for the corresponding author.

Example 2:

**Tuti Wahyuni<sup>1\*</sup> dan Dendy Mahabrur<sup>2</sup>**

<sup>1</sup>Pusat Riset Teknologi Kelautan, Balitbang KP-KKP, Jakarta

<sup>2</sup>Balai Riset Observasi dan Kelautan, Balitbang KP-KKP, Jakarta

\*E-mail: tuti@dkp.go.id

Example 3:

**Tuti Wahyuni<sup>1\*</sup>, Dendy Mahabrur<sup>2</sup>, dan Rani Ulawi<sup>3</sup>**

<sup>1</sup>Pusat Riset Teknologi Kelautan, Balitbang KP-KKP, Jakarta

<sup>2</sup>Balai Riset Observasi dan Kelautan, Balitbang KP-KKP, Jakarta

<sup>3</sup>Departemen Ilmu dan Teknologi Kelautan, FPIK-IPB, Bogor

\*E-mail: tuti@dkp.go.id

### 3.3. Abstract in English and Keywords

The words "Abstract" are written in capital letters, the center (center) is bold-italic (italic), font Times New Roman 11, black, space 1. The contents are not bolded. Left and right flat writing, without paragraph (the overall abstract is a paragraph).

Writing "Keywords" is written in capital letters at the beginning of the word, in bold, font Times New Roman 11, black, given a colon, then bold. The writing is left flat.

Example:

***ABSTRACT***

*A study of interaction on humin for Mg(II) and Cd(II) in the seawater medium was investigated..... and so on.*

***Keywords:*** *absorption, humin, cadmium, magnesium*

### 3.4. Abstract in Indonesian and Keywords

The text "Abstract" is written in capital letters, the middle (center) is bold, font Times New Roman 11, black, space 1. The contents are not bold. Left and right flat writing, without paragraph (the whole abstract is a paragraph).

The words "Keywords" are written in capital letters at the beginning of the word, in bold, font Times New Roman 11, black, given two dots, then bold. The writing is left flat.

Example:

**ABSTRAK**

Penelitian tentang studi interaksi pada humin untuk absorpsi Mg(II) dan Cd(II) dalam medium air laut .... dan seterusnya.

**Kata kunci:** absorpsi, humin, magnesium

### 3.5. Chapters and Sub-Chapters

The chapter is written in Roman numerals, in capital letters, in bold, left edge, font Times New Roman 12, black while sub-chapter is written in regular numerical order, capital letters at the beginning of words, bold, left edge flat, Times New Roman font 12, black. If in the sub-section there are still more sub-sections, then the writing is given a parallel number

with the previous sub-chapter followed by a point, a title with a capital letter at the beginning of the word, bold, left-sided flat, Times New Roman font 12, black.

The following example:

---

## **I. INTRODUCTION**

## **II. RESEARCH METHODS**

### **2.1. Time and Place of Research**

### **2.2. Material and Data**

### **2.3. Data analysis**

## **III. RESULTS AND DISCUSSION**

### **3.1. Surface Temperature**

#### **3.1.1. Chlorophyll-a concentration**

**(Note: sub chapter results and discussion can be put together)**

## **IV. CONCLUSION**

## **ACKNOWLEDGMENT**

## **REFERENCES**

---

### **3.6. Footnotes**

Footnotes are given a numeric symbol after the phrase/term (1) will be explained. Footnote which is a description of words/phrases written in Times New Roman 8 font, black.

### **3.7. Table**

The table title is placed above the table. The table title is written in capital letters at the beginning of the word, placed on the left (left), font Times New Roman 12. The table is numbered, followed by the point, then the table title (for example Table 1. Title ..., Table 2. Title ...). The distance between placing the table from the sentence above is two spaces, and the distance of the table to the new sentence below is two spaces. The distance from the table title to the table itself is one space. If there is a footnote for the table, the distance from the table is one space. If more than one line uses space 1.

Example:

Table 1. Humin and humic acid content from the isolation of peat soil.

Group	Group	
	Humin <sup>1</sup>	Humin <sup>2</sup>
Total acidity	677	543
-COOH	115	199
-OH Phenolic	562	344

<sup>1</sup>Isolated peat soil from Siantan Hulu, West Kalimantan

<sup>2</sup>Isolated peat soil from Siantan Hulu, West Kalimantan (Saleh, 2004)

### 3.8. Picture

Images can be diagrams, graphs, maps, photos (which convey data) and others. The title of the image is placed below the picture, written in capital letters at the beginning of the word, placed flat left (left), font Times New Roman 12. The distance from the title of the image to the image itself is one space. If there is a footnote for the image, the distance from the table is one space. The picture is numbered followed by the point, then the title of the image (e.g., Figure 1. Title ..., Figure 2. Title ...). If the title is more than two lines use space 1.

Examples of writing as follows:

[Show pictures here without the box line]

Figure 1. The dock remains in the research area.

### 3.9. Decimal Number Writing

The Journal of Tropical Marine Science and Technology adopts the technical and scientific writing system including the writing of decimal numbers following the enhanced spelling by the Minister of National Education, Republic of Indonesia Regulation Number 46 of 2009 concerning General Guidelines for Enhanced Indonesian Spelling.

Abstract and text in Indonesian are writing the decimal number followed by a comma, for example, sea surface temperatures of 31.26°C (thirty-one point twenty-six degrees Celsius). Meanwhile, abstract or text in English, decimal number writing is written with a dot, for example, the sea surface temperature of 31.26°C.

### 3.10. Reference and References

Reference writing techniques in text and bibliography, using styles commonly used in scientific writing guidelines, especially in the International Journal. Bibliography only lists the sources referenced in the text only. Conversely, references referred to in the text must be included in the bibliography. The bibliography is sorted alphabetically, using Times New Roman font 12, black. If the references are more than one, they are sorted by the most recent published year. The way to write library sources (references) is as follows.

#### Write Referrals in Text

- Writing references, writing the surname of the author followed by a comma or point and year of publication of articles/papers / reports / proceedings / etc. For authors, more than two people are written using "*et al.*" (Italics).
- Writing "and" or "and" before the last name is written according to the title of the article, "dan" for Indonesia and "and" for the UK.

Example:

Anastasi (1997) states ... or ..... (Anastasi, 1997).

Kiswara dan Winardi (1994) concluded ... or ... (Kiswara dan Winardi, 1994).

Berk and Romly (1984) research ... or ..... (Berk and Romly, 1984).

Ali *et al.* (2008) explain .... or ..... (Ali *et al.*, 2008).

#### Writing Bibliography

- Write a family name followed by a comma, a space spacing, an abbreviation of the first or second name (if any) followed by a dot, a space spacing, year of publication followed by a

point, a space spacing, Title of article / paper, journal name (written in italics) followed by point, volume (edition), colon, page number of the paper / article in the journal followed by a point.

- If more than one line, then the next row enters with nine beats (1.25 cm hanging left).

#### **Example of a Scientific Journal:**

Wastu, A.D. and T. Masumoto. 2017. Growth and protein content of *Ulva prolifera* maintained at different flow rates in integrated aquaculture system. *J. Ilmu dan Teknologi Kelautan Tropis*, 9(2):429-441. <http://dx.doi.org/10.29244/jitkt.v9i2.19257>.

Erik, M., I. Jaya, dan A.S. Atmadipoera. 2018. Rancang bangun dan uji kinerja *wave buoy* sebagai alat pengukur tinggi gelombang pesisir. *J. Ilmu dan Teknologi Kelautan Tropis*, 10(1):1-14. <http://dx.doi.org/10.29244/jitkt.v10i1.21664>.

#### **Sample Textbook:**

Anastasi, A. 1997. Psychological testing. 4<sup>th</sup> ed. MacMillan Press. New York. 234 p.

Berk, R.A., B.A. Romly, and N.N. Siogu. 1984. A guide criterion referenced test construction. The John Hopkins University Press. Baltimore. 389 p.

#### **Examples of Articles in a Book / Proceedings (if the editor is more than five people, then written et al. (Eds.):**

Berk, R.A. 1988. Selecting index or reliability. *In: Berk, R.A. (ed.). A guide to posting construction. The John Hopkins University Press. Baltimore. 200-217 pp.*

Ramdi, N.S., B.K. Roland, dan D. Torres. 2010. Variabilitas konsentrasi klorofil-a di Laut Jawa. *Dalam: Nababan et al. (eds.). Prosiding pertemuan ilmiah tahunan VI ISOI 2009, International Convention Center, Botani Square, Bogor, 16-17 November 2009. Hlm.: 223-247.*

Berk, R.A. 1984a. Selecting index or reliability. *In: Berk, R.A. (ed.). A guide to posting construction. The John Hopkins University Press. Baltimore, 234-345 pp.*

Berk, R.A. 1984b. Conducting the item analysis. *In: Berk, R.A. (ed.). A guide to posting construction. The John Hopkins University Press. Baltimore. 123-134 pp.*

#### **Examples of translations:**

Gagne, R.M., L.J. Briggs, and W.W. Wage. 1988. Prinsip-prinsip desain instruksional, (3<sup>rd</sup> Ed.). Soeparman, K. (penterjemah). Holt, Rineahart, and Winston Press. Chicago. 236 p.

**GROWTH AND PROTEIN CONTENT OF *Ulva prolifera* MAINTAINED AT DIFFERENT FLOW RATES IN INTEGRATED AQUACULTURE SYSTEM (BOLD, CENTER, TNR 12)**

***PERTUMBUHAN DAN KANDUNGAN PROTEIN *Ulva prolifera* YANG DIPELIHARA DENGAN LAJU ALIRAN BERBEDA PADA SISTEM BUDIDAYA TERPADU (BOLD, CENTER, ITALIC, TNR 12)***

**Wastu Ayu Diamahesa<sup>1</sup>, Toshiro Masumoto<sup>2</sup>, Dedi Jusadi<sup>1\*</sup>, and Mia Setiawati<sup>1</sup>**

<sup>1</sup>Department of Aquaculture, Faculty of Fisheries and Marine Science, IPB 16680, Indonesia

<sup>2</sup>Laboratory of Fish Nutrition, Faculty of Agriculture, Kochi University, 783-8502, Japan

\*E-mail: dedidj@ipb.ac.id

**ABSTRACT**

Efforts to reduce the impact of waste improvement on degradation of water quality can be transferred by utilization of inorganic waste as a source of seaweed nutrition. This study aimed to determine the growth and protein content of *Ulva prolifera* maintained at different flow rates in integrated aquaculture system. 9 Yellowtail stocked with 5.095 g with an average weight of 566.11±81.51 g were kept in 540 L tank for 24 days, by water flowing at the rate of 10 L min<sup>-1</sup>. Water from the fish tank was distributed into the sediment tank and go to 6 *Ulva* tanks with the flow rate of 0.5, 1.0 and 1.5 L min<sup>-1</sup>. Test parameters measured were growth performance of Yellowtail, biomass of *Ulva prolifera*, protein content of *Ulva prolifera*, and total ammonia nitrogen. The measurement results showed that the biomass of fish increased to 5.408 g, then biomass of *Ulva* increased to 42 g, 156 g and 155 g for flow rate of 0.5 L, 1 L and 1.5 L min<sup>-1</sup>, respectively. The protein content of *Ulva* for all the treatments was the same ( $P > 0.05$ ). A total of ammonia in the tank outlet of *Ulva* (0.0202 - 0.1137 mg N L<sup>-1</sup>) were smaller than those were in the inlet (0.0286 - 0.1394 mg N L<sup>-1</sup>).

**Keywords:** growth, integrated aquaculture system, protein, *Ulva prolifera*

**ABSTRAK**

Upaya mereduksi dampak peningkatan limbah terhadap penurunan kualitas air dapat dialihkan dengan cara memanfaatkan limbah anorganik sebagai sumber nutrisi rumput laut. Penelitian ini bertujuan untuk menentukan tingkat pertumbuhan dan kandungan protein *Ulva prolifera* yang dipelihara dengan debit air yang berbeda pada sistem budidaya terpadu. Ikan Yellowtail sebanyak 9 ekor dengan biomassa 5,095 g dan berat rata-rata 566,11±81,51 g dipelihara dalam tangki kapasitas 540 L selama 24 hari, dan diberi air mengalir dengan debit 10 L min<sup>-1</sup>. Air dari tangki budidaya ikan didistribusikan ke dalam tangki sedimentasi kemudian dialirkan ke dalam 6 tangki pemeliharaan *Ulva* pada debit 0,5, 1,0 dan 1,5 L min<sup>-1</sup>, masing-masing 2 ulangan. Parameter uji yang diukur adalah kinerja pertumbuhan ikan Yellowtail, biomassa *Ulva prolifera*, kandungan protein *Ulva prolifera*, dan total ammonia nitrogen. Hasil pengukuran menunjukkan bahwa biomassa ikan meningkat menjadi 5,408 g, sedangkan biomassa *Ulva* meningkat menjadi 42 g, 156 g dan 155 g untuk masing-masing laju aliran 0,5 L, 1,0 L dan 1,5 L min<sup>-1</sup>. Kadar protein dari *Ulva* di semua perlakuan sama ( $P > 0,05$ ). Total ammonia pada tangki outlet (0,0202 - 0,1137 mg N L<sup>-1</sup>) *Ulva* lebih kecil dari inletnya (0,0286 - 0,1394 mg N L<sup>-1</sup>).

**Kata kunci:** pertumbuhan, sistem budidaya terpadu, protein, *Ulva prolifera*

**I. INTRODUCTION**

A rapid development of aquaculture industry in coastal areas throughout the world has been accompanied by an increase in environmental impacts (Diana *et al.*, 2013). Moreover, In

Japan, yellowtail *Seriola quinqueradiata* was the most economically important fish. The production per year was around 150,028 ton in 2004 (Nakada, 2008).

As part of an effort to develop integrated aquaculture technology, Al Hafedh *et al.* (2014) had evaluated tank-based integrated system using green alga, *Ulva lactuca*. However, as the ability of seaweeds for growing depends on several culture conditions, such as the water flow and nutrient concentration (Buschmann *et al.*, 2001). The nutrient uptake efficiency is defined as the average reduction (%) in the nutrient concentration. Meanwhile, the nutrient uptake rate is the amount of nutrient removed per unit of time. Stocking densities and water turnover rate greatly affect the two concepts for a certain period. (Buschmann *et al.*, 2001).

In tank culture, water flow is an important aspect to managing nutrient availability. By increasing the water flow, nutrient flux increases that determine that seaweeds will not be nutrient limited, permitting a higher biomass production, and in this condition, the nutrient uptake efficiency will be lower. Moreover, if the flow rate is low, nutrients will become limiting, biomass production will decrease, but the nutrient uptake efficiency will be higher. Consequently, it is essential to establish the main target of the culture to intend to optimize its functioning (Buschmann *et al.*, 2001). Therefore, It is important to utilize the physiological potential of the seaweed to design an efficient integrated aquaculture system (Troell *et al.*, 2003). Al-Hafedh *et al.* (2014) found that effluent flow rate has a significant impact on the performance of seaweed than stocking density. This experiment had been applied on Yellowtail *Seriolla quinqueradiata* and Seaweed *Ulva prolifera*. This study aimed to determine the growth and protein content of *Ulva prolifera* maintained at different flow rates in integrated aquaculture system.

## II. METHODS

### 2.1. Integrated Aquaculture System

Integrated aquaculture system was installed at Usa Marine Biological Center, Kochi University as a layout described in Figure 1. The system consisted of one rectangular fish culture tank (1.5 m length, 0.9 m width, 0.6 height and 0.4 depth, total volume approximately 540 L), one rectangular sediment tank (0.8 m length, 0.6 width, 0.4 m depth, total volume approximately 192 L) and six round seaweed culture tanks (each with total volume 30 L). The fish tank was covered by a net and plastic roof to avoid direct sunlight. Fish tank and seaweed tank were aerated using air stones connected to a 13 mm pipe with an air blower (Hi blow air pump 17.7 kpa, 120 L/min, the Philippines).

### 2.2. Experimental Set-up

The experimental fish culture tank was watered with non-filtered seawater from USA bay about 10 L min<sup>-1</sup> and stocked with 5,095 g of the 9 fish with an average weight of 566.11 ± 81.51 g (Fig. 1A). Water was flowed continuously from the sea to the fish tank (Figure 1A) and subsequently to sedimentation tank (Figure 1B) and finally to seaweed tanks (Figure 1C) in a water flow-through model.

In this study, *Ulva prolifera* with the length of 1 cm was obtained from seaweed laboratory, Kochi University. The initial protein content of this seaweed was 5.63 % (in dry weight). The seaweed was cultivated in 3 different tanks (with a different flow rate of 0.5 L min<sup>-1</sup>, 1 L min<sup>-1</sup> and 1.5 L min<sup>-1</sup>, low, medium and high flow rate) in two replicates to seaweed.

The seaweed was stocked at a stocking density of approximately 0.83±0.02 g in each 30 L seaweed tank. Seaweed was set up with strong aeration thus allowing the seaweed floated in the water column (Hiraoka and Oka, 2008).






Figure 1. The integrated tank-based aquaculture system for the marine fish and seaweed culture experiments. A. fish tank, B. sediment tank, C. seaweed tanks.

The fish were fed once daily at 10.00 am (6 days a week) with a commercial diet (Nisshin marubeni feed co, Japan) containing 42% protein until satiation, and total feed given per day was recorded. A long pipe was used to siphon solids from the bottom of sedimentation tank. The airflow was adjusted to be strong enough to enable the rotation of seaweed. The seaweed tank was cleaned every 3 days, at the same time seaweed biomass was weighed. The experiment was conducted in 24 days for growth performance of seaweed.

### 2.3. Protein Content of *Ulva prolifera*

At the end of the experiment, sample collection was conducted to determine the quality of the seaweed. The seaweed tissues from each tank in the integrated aquaculture system were stored in freezer at  $-30^{\circ}\text{C}$ . Furthermore, at the analysis time they were dried at  $60^{\circ}\text{C}$  for 24 hours and then stored in a dry place until protein determination at Fish Nutrition laboratory, Kochi University. All samples were analyzed according to the method described by Takeuchi (1988) and determined by using Kjeldahl.

### 2.6. Statistical Analysis

Data analyses were performed using variance (ANOVA) with F test at 95% confidence interval using the program Ms. Exel and SPSS 20.0. The further test of the difference among the treatments could be performed using Tukey test (Steel and Torrie, 1993).

The parameters analyzed were included the weight and growth rate of seaweed and yellow tail, the survival rate of yellow tail and ammonia content. Water quality data were analyzed descriptively.

## III. RESULTS AND DISCUSSION

### 3.1. Results

The fish were fed *at satiation*. Initial and final average weights of the fish during the experiment were  $566.11 \text{ g fish}^{-1}$  and  $600.89 \text{ g fish}^{-1}$ , respectively (Table 1). Total initial fish biomass was 5,095 g, and the final fish biomass was 5,408 g. During 24 days rearing in the integrated system, the fish weight increased. The daily weight gain and total gain were  $1.45 \text{ g fish day}^{-1}$  and 313 g, respectively. Feed intake was 778.5 g, and the value for FCR was obtained to be 2.49.

Table 1. *Seriola quinqueradiata* stocking and growth data in the integrated aquaculture system.

Parameters	Values $\pm$ Standard Deviation
Average initial fish weight (g)	566.11 $\pm$ 81.51
Average final fish weight (g)	600.89 $\pm$ 87.79
Total initial fish biomass (g)	5,095
Total final fish biomass (g)	5,408
Culture period (days)	24
Weight gain (g fish day <sup>-1</sup> )	1.45
Total gain (g)	313
Total feed consumed (g)	778.5
Feed conversion ratio (FCR)	2.49
Survival Rate (%)	100

Growth and fresh biomass production of the green seaweed, *Ulva prolifera* were compared at three different flow rates (0.5 L min<sup>-1</sup>, 1.0 L min<sup>-1</sup> and 1.5 L min<sup>-1</sup>) (Fig. 2). *Ulva prolifera* yield achieved values of 42 g at low flow rate, 156 g, and 155 g at medium and high flow rates, respectively.

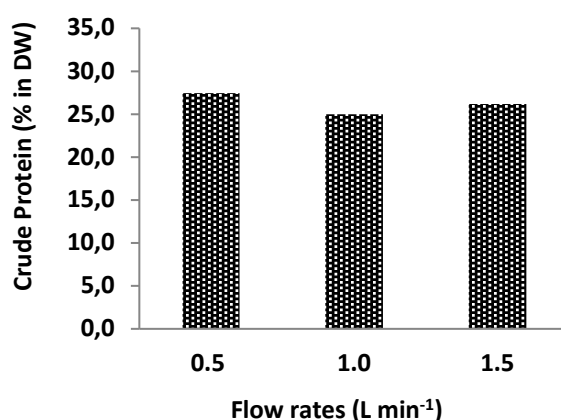


Figure 4. Crude protein content (% in DW) of Seaweed *Ulva prolifera* cultured at different flow rates with fish culture outflow water.

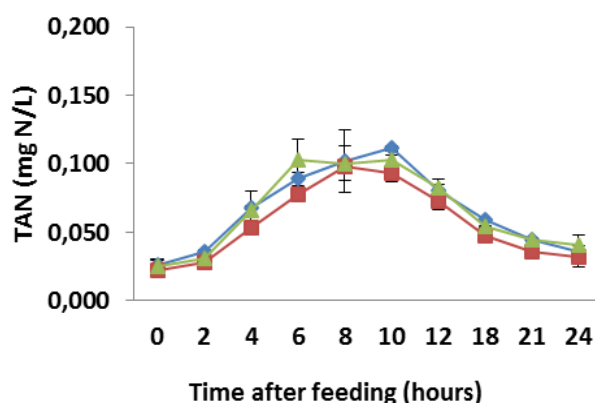


Figure 6. Total ammonia nitrogen (TAN) of yellow tail *Seriolla quinqueradiata* in the outlet water of seaweed tanks at different flow rates (0.5 L min<sup>-1</sup> (◆), 1 L min<sup>-1</sup> (■) and 1.5 L min<sup>-1</sup> (▲)) in day 20.

### 3.2. Discussion

*Ulva prolifera* has potential as a tool for bioremediation because they have the characteristics of opportunistic, i.e. high growth rates and easy to be maintained across a broad range of environments (Fan *et al.*, 2014). Natural populations of *U. prolifera* in Japan occur only in limited location during a short period, especially in early spring. Furthermore, wild stocks of this alga have been decreasing due to water pollution (Ohno and Miyanoue, 1980). All needs for consumption of *Ulva* come from cultivated stock (Dan *et al.*, 2002). However, annual cultivated production of *U. prolifera* has fluctuated due to salinity and temperature (Pandey and Ohno, 1985).

Flow rates of 1.0 L min and 1.5 L min<sup>-1</sup> in this study obtained biomass of 156 g and 155 g. However, the biomass of the seaweed only reached 42 g on a flow rate of 0.5 L min<sup>-1</sup>. It indicates that the higher the value of the flow rate was applied, then the higher the growth of seaweed was obtained. Likewise, DGR of 1.0 L min and 1.5 L min<sup>-1</sup> yielded in this study were not significantly different ( $P>0.05$ ), with the values of 21.87% and 21.76% respectively. In this study, seaweed was cultured in 30 L tanks with the initial biomass of 0.83 g each tank. However, the final biomass of 1.0 L min<sup>-1</sup> and 1.5 L min<sup>-1</sup> were 3.7-fold from flow rate of 0.5 L min<sup>-1</sup>. These experiments suggest that an increment of the flow rates in seaweed culture tanks allowed to almost 200 times the biomass yield obtained in 24 days experiment.

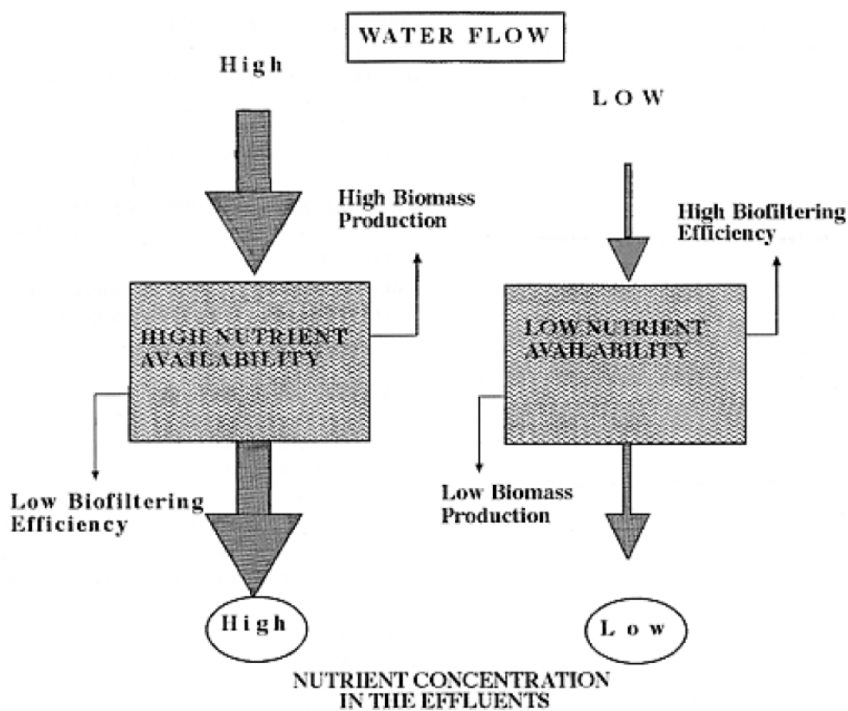


Figure 7. General showing the effect of the water turnover rate on growth and biofiltering efficiency (Buschman *et al.*, 2001).

The protein contents of the *Ulva* at the end of the experiment were the same because the seaweed got the same nutrient sources from fish tank effluent. Then, the effluent was distributed into 3 different flow rates with 2 replications. This causes nutrient values generated in *Ulva* also similar in each treatment. However, the protein contents of this seaweed at the end of maintenance for 24 days increased approximately 4.4 to 4.9 times. This value indicates that the nitrogen in water affected the growth of seaweed. Although the protein values were not

significantly different between treatments. However, the protein harvested at the end of the maintenance was different each treatment. It can be seen from the protein obtained by biomass converted so that the effectiveness values of the use of different flow rate were different. Protein content on flow rate of 0.5 L, 1.0 L and 1.5 L min<sup>-1</sup> had different effectiveness values namely, 11.54%, 38.96% and 40.83%, respectively. Therefore, it could be said that the harvested protein was higher on flow rates of 1.0 L and 1.5 L min<sup>-1</sup>.

#### IV. CONCLUSION

The seaweed *U. prolifera* can be cultured in integrated aquaculture system. Flow rates of 1.0 L min<sup>-1</sup> and 1.5 L min<sup>-1</sup> obtained biomass of 156 g and 155 g, respectively. The flow rate affected the growth of the seaweed. However, the flow rate did not affect nitrogen content of the algae.

#### ACKNOWLEDGMENTS

W.A.D. was sponsored by the JASSO (Japan Student Services Organization) and SUIJI-JDP (Six Universities Initiative Japan Indonesia-Join Degree Program) during following student exchange program at Kochi University, Japan. The part of this research was conducted by The Kochi University President's Discretionary Grant. We thank to Prof. M. Hiraoka of Kochi University for help and advice.

Thanks for help by Prof. Kei Okamura, Ms. Mayumi Hatta from Laboratory of Marine Environment, Center for Advanced Marine Core Research, Kochi University, Japan, as well as Mr. Yasuaki Matsumoto, Ms. Kanako Kunisawa, Mrs. La Xuan Thao, Ms. Siripon Tola, Mr. Takamori Fusamae, Mr. Thinh Do Van, Mr. Toshikazu Mori and Mr. Hiroumi Imahashi.

#### REFERENCES

- Atmadipoera, A.S. dan P. Hasanah. 2017. Karakteristik dan variabilitas arlindo flores dan koherensinya dengan arus pantai selatan jawa. *J. Ilmu dan Teknologi Kelautan Tropis*, 9(2):537-566. <http://dx.doi.org/10.29244/jitkt.v9i2.19289>.
- Erik, M., I. Jaya, dan A.S. Atmadipoera. 2018. Rancang bangun dan uji kinerja *wave buoy* sebagai alat pengukur tinggi gelombang pesisir. *J. Ilmu dan Teknologi Kelautan Tropis*, 10(1):1-14. <http://dx.doi.org/10.29244/jitkt.v10i1.21664>.
- Lynch, T. 1996. DS9 trials and tribble – actions review. From Psi Phi: Bradley's Science Fiction Club, <http://www.bradley.edu/compusorg/psiphi/DS9/ep/SO3r.htm>. [Retrieved on 23 March 2007].
- Muzahar dan A.A. Hakim. 2018. Spawning and development of dog conch *strombus* sp. larvae in the laboratory. *J. Ilmu dan Teknologi Kelautan Tropis*, 10(1):209-216. <http://dx.doi.org/10.29244/jitkt.v10i1.18607>.
- Ramdi, N.S., B.K. Roland, dan D. Torres. 2010. Variabilitas konsentrasi klorofil-a di Laut Jawa. *Dalam: Nababan et al. (eds.). Prosiding pertemuan ilmiah tahunan VI ISOI 2009, International Convention Center, Botani Square, Bogor, 16-17 November 2009. Hlm.: 223-247.*

## **CODE OF ETHICS FOR SCIENTIFIC PUBLICATIONS JURNAL ILMU DAN TEKNOLOGI KELAUTAN TROPIS**

### **Foreword**

The code of ethics of scientific publications in the Jurnal Ilmu dan Teknologi Kelautan Tropis (JITKT) is used to ensure that all the works/writings published in this journal have followed ethical principles in academic publications to prevent misunderstandings and conflicts. This document presents several articles related to the field of tropical marine science and technology and guidelines on ethics in this journal publication (authors, editors, best partners, publishers, and readers).

### **Guidelines on Ethics in Journal Publications**

Jurnal Ilmu dan Teknologi Kelautan Tropis (JITKT) publishes articles from the results of scientific research in the field of tropical marine science and technology and has never been published or in the process of submission in other publications. The proposed articles can come from the fields of marine biology, marine ecology, oceanographic biology, oceanographic chemistry, oceanographic physics, oceanographic geology, oceanographic dynamics, coral reef ecology, marine acoustics, marine remote sensing, geographic information systems, marine microbiology, marine pollution, marine aquaculture, fisheries product technology, marine biotechnology, integrated coastal management (ICM), air-sea interaction, and ocean engineering.

Jurnal Ilmu dan Teknologi Kelautan Tropis (JITKT) is a peer-reviewed journal in the publication of an article in building a coherent and recognized network of knowledge about marine science and technology. Articles sent to JITKT must be able to show the quality of the work of the author, research method, and supporting institutions. Therefore, it is important to set standards in ethical behavior for all parties involved in the publication: authors, editors, sustainable partners, publishers, and journal sponsors.

The Department of Marine Science and Technology, Indonesian Association of Oceanologists, and Indonesian Association of Coastal Management Experts are also responsible for all stages of the publication process. Also, all editorial boards and related parties are committed to ensuring that advertising/promotion, printing or other commercial income does not have an impact or influence on editorial decisions.

### **AUTHOR'S ASSIGNMENT in the Jurnal Ilmu dan Teknologi Kelautan Tropis**

#### **Standard Article**

Articles are written original reports from research results and present accurate articles from research conducted by the objectives of the research. The data presented in the article must be accurate based on research results and not based on fabrication data. Articles that are published must be adequate and detailed so that they can be used as references or references for other researchers. Articles with inaccurate results reports and data presented not by ethical behavior will not be published or published in JITKT, cannot be accepted, especially in JITKT.

#### **Data Access and Storage**

The author may be asked to provide raw data relating to editorial needs in the publication process and must be prepared to provide data that is readily accessible to the public. If possible and must be prepared in any case in storing the data by the period after publication.

### **Originality and Plagiarism**

The author must ensure that what has been written in the article is the original work of the author himself, and if the author includes the results of the research or references from other articles, the author must include the name of the author of the article quoted. Plagiarism is an act of imitating and copying substantially all matters relating to what is written by another author and claimed by another author without including the original author. This behavior of plagiarism is unethical behavior in the publication and cannot be accepted especially in JITKT.

### **Same publication in other journals**

An author may not publish articles that contain research results and the same substance more than one journal or another publication. Submitting the same article to more than one journal is unethical behavior in the publication and is not acceptable.

### **Source Recognition**

Appropriate recognition of the work/writing of others must always be given. The author should include the author's name from the article cited from the published research results (both from previous research reports, related service reports, and other related reports). Personally obtained information, whether in conversation, correspondence, or discussions with third parties does not have to be reported/written explicitly, only written permission from the source.

### **Article compilers / authors (authors or co-authors)**

The author of the article is limited to those who have contributed significantly to the concept of writing, design, implementation, or interpretation of the research reported. Those who have made significant contributions must be registered as co-authors. If there are other people who have participated in certain substantive aspects of the research, they must be recognized and registered as contributors. The author must ensure the suitability of the articles with the co-authors before being submitted for publication.

### **Fundamental Errors in Published Articles**

When the author discovers a significant error or inaccuracy in the research that will be published by the JITK journal it is the author's obligation to immediately notify the journal editor or editorial board to retract the article and correct it.

## **EDITORIAL BOARD OF ASSIGNMENTS in the Jurnal Ilmu dan Teknologi Kelautan Tropis**

### **Publication Decision**

The editorial team of the Journal of Tropical Marine Science and Technology (JITKT) is responsible for deciding which articles will be published in JITKT. Sustainable reviewers / partners work closely with the editorial team in deciding which articles are eligible to be published in JITKT.

### **Justice in Publication**

Editors and sustainable partners evaluate articles for article science and technology content regardless of race, gender, relatives, religious beliefs, ethnic origin, citizenship, or political philosophy of the author.

### **Secrets in the Publication Process**

The Editor Team and staff editors maintain the confidentiality of the author and the writing before the article is published in JITKT. The editor team and editorial staff did not give the names and institutions of origin of all authors to sustainable partners in the article review process to ensure that the article will be reviewed blinded review paper.

### **Information Disclosure and Conflict of Interest**

Articles that enter but are not published in JITKT cannot be used by the editorial team in their research without the written consent of the author. Specific information or ideas obtained through peer-review must be kept confidential and not used for personal gain. The editor must resign (i.e., must ask co-editors, editor associations or other members of the editorial board to review / review) of article considerations which have a conflict of interest due to competition, collaborative, or other relationships with one of the authors, company, or maybe the relationship with the institution of the article. Other appropriate actions must be taken in addressing this, such as revocation of publications.

### **Engagement and Cooperation in Research**

The editor will take responsive steps when there is an ethics complaint in the manuscript that is being published. These steps generally include contacting the author of the article and giving consideration to the complaint in question or complaint made, but also including further communication with relevant agencies and research bodies, repairs to publications, and relevant actions related to the complaint.

## **DUTIES OF REVIEWERS in the Jurnal Ilmu dan Teknologi Kelautan Tropis**

### **Contribution to the Decision of the Editorial Board**

Peer-reviews help the editor in making decisions to be accepted or rejected by an article that enters JITKT, peer-reviewed (a sustainable partner) to conduct a blinded review or evaluation of articles that are appropriate in their field of expertise. Blinded-review means the reviewer team does not know the author's name and the name of the author's institution to avoid conflicts of interest and to improve the quality of the review.

Each paper is reviewed at least by two reviewers using track change in the article. All comments, suggestions, and reviewers' comments on articles were written in the article by using track change to facilitate the editor and writer team in communicating the results of the review. Thus, JITKT does not require any other form to communicate the results of the review from the reviewer to the editorial team.

### **Punctuality**

The review process in JITKT generally takes 1-4 months, and if the review process takes longer because of one reason or another, this will be communicated to the author. It is expected that the administrative review process, the improvement of the author and the publication of the article can be carried out six months.

**Confidentiality**

Every article received for review must be treated as a confidential document. The article may not be shown or discussed with other parties unless permitted by the editorial board.

**The review must be objective**

Review of articles received must be done objectively. Personal criticism of the author is inappropriate and not allowed. The results of the review must sharpen the writing especially in strengthening the results and discussion of the research objectives so that it can support the improvement of the article.

**Source / Reference Recognition**

The reviewer should identify relevant research that will be published that there is no plagiarism by the author. Each statement in the discussion must be observed, explored, or the opinion previously reported must be accompanied and strengthened by the relevant quote. Reviewers must also provide an understanding of the editor regarding substantial similarities and overlap with the articles that have been reviewed before the article is published.

**Information Disclosure and Conflict of Interest**

Material articles that are not published in JITKT may not be used by reviewers in their research without the written consent of the author. Specific information or ideas obtained through peer-review must be kept confidential and not used for personal gain. Reviewers must consider the article in the review that there is no conflict of interest or there are other relationships with one of the authors, the company, or perhaps the relationship with the institution of the article.



# SERTIFIKAT

Direktorat Jenderal Penguatan Riset dan Pengembangan,  
Kementerian Riset, Teknologi, dan Pendidikan Tinggi



Kutipan dari Keputusan Direktur Jenderal Penguatan Riset dan Pengembangan,  
Kementerian Riset, Teknologi, dan Pendidikan Tinggi Republik Indonesia  
Nomor: 21/E/KPT/2018, Tanggal 9 Juli 2018  
Tentang Hasil Akreditasi Jurnal Ilmiah Periode 1 Tahun 2021

Jurnal Ilmu dan Teknologi Kelautan Tropis

E-ISSN: 2620309X

Penerbit: Departemen Ilmu dan Teknologi Kelautan, FPIK, Institut Pertanian Bogor

Ditetapkan sebagai Jurnal Ilmiah

## TERAKREDITASI PERINGKAT 2

Akreditasi berlaku selama 5 (lima) tahun, yaitu  
Volume 8 Nomor 1 Tahun 2016 sampai Volume 12 Nomor 2 Tahun 2020  
Jakarta, 9 Juli 2018

Direktur Jenderal Penguatan Riset dan Pengembangan

Dr. Muhammad Dimiyati  
NIP. 195912171984021001



STATUS KEBERLANJUTAN PERIKANAN BAGAN PERAHU BERBASIS BIO-EKONOMI DI DESA TONIKU KABUPATEN HALMAHERA BARAT <i>(STATUS OF FISHERIES SUSTAINABILITY OF BOAT LIFT NET BASED ON BIO-ECONOMY IN TONIKU VILLAGE WEST HALMAHERA DISTRICT)</i> Irwan Abdul Kadir, Adi Noman Susanto, Amirul Karman, dan Iinuspita Ode Ane .....	181
STUDI KELAYAKAN BUDIDAYA TAMBAK DI LAHAN PESISIR KABUPATEN PURWOREJO <i>(FEASIBILITY STUDY OF AQUACULTURE PONDS IN THE COASTAL AREA OF PURWOREJO DISTRICT)</i> Anggih Isti Choeronawati, Slamet Budi Prayitno, dan Haeruddin .....	191
STUDI KOMPARASI METODE MIGRASI SEISMIK DALAM MENGKARAKTERISASI RESERVOIR MIGAS DI BLOK KANGEAN, LAUT BALI MENGGUNAKAN INVERSI IMPEDANSI AKUSTIK BERBASIS MODEL <i>(COMPARATIVE STUDY OF SEISMIC MIGRATION METHOD TO CHARACTERIZE RESERVOIR HYDROCARBON IN KANGEAN BLOCK, BALI SEA USING MODEL BASED ON ACOUSTIC IMPEDANCE INVERSION)</i> Aditya P. Sidiq, Henry M. Manik, dan Tumpal B. Nainggolan .....	205
STRUKTUR KOMUNITAS HUTAN MANGROVE PADA KAWASAN MEMPAWAH MANGROVE PARK DI DESA PASIR MEMPAWAH HILIR <i>(COMMUNITY STRUCTURE OF MANGROVE FOREST IN MEMPAWAH MANGROVE PARK AREA OF PASIR VILLAGE MEMPAWAH HILIR)</i> Amir Suharto Rumalean, Frida Purwanti, Boedi Hendrarto, dan Sahala Hutabarat .....	221
Guidelines For Writing JITKT .....	236
Template JITKT .....	237
Code of Ethics JITKT .....	243
Accreditation Certificate .....	247

<p>PROTEIN HISTON PADA SIPUT GONGGONG BINTAN <i>Strombus</i> sp.  SEBAGAI KANDIDAT PANGAN FUNGSIONAL  (HISTONE PROTEIN OF BINTAN GONGGONG SNAIL <i>Strombus</i> sp.  AS FUNCTIONAL FOOD CANDIDATE)</p>	89
<p>ANALISIS KEBERLANJUTAN PERIKANAN <i>ELASMOBRANCH</i>  DI TANJUNG LUAR KABUPATEN LOMBOK TIMUR  (SUSTAINABILITY ANALYSIS OF <i>ELASMOBRANCH</i> FISHERIES IN  TANJUNG LUAR, EAST LOMBOK DISTRICT)</p>	103
<p><i>ID THE MANTA : MANTA SIGHTINGS IN MANTA SANDY – RAJA AMPAT,  WEST PAPUA-INDONESIA</i></p>	117
<p><i>THE EFFECT OF OCEANOGRAPHIC FACTORS ON SKIPJACK TUNA FAD  VS FREE SCHOOL CATCH IN THE BONE BAY, INDONESIA:  AN IMPORTANT STEP TOWARD FISHING MANAGEMENT</i></p>	123
<p><i>THE MODEL OF MACRO DEBRIS TRANSPORT BEFORE  RECLAMATION AND IN EXISTING CONDITION IN JAKARTA BAY</i></p>	131
<p><i>ANALYSIS OF THE SEASONAL IMPACT ON ISOTOPIC BASELINES OF  DISSOLVED INORGANIC CARBON (DIC) IN COASTAL WATERS  SPERMONDE, SOUTH SULAWESI</i></p>	141
<p><i>OFFSHORE FLOATING MARINE FISH CAGE AQUACULTURE  DEVELOPMENT PLANNING EVALUATION BASED ON HYDRO-  OCEANOGRAPHY CONDITIONS IN SABANG BAY, WEH ISLAND</i></p>	151
<p>PENGAMATAN PROFIL PEMIJAHAN INDUK BANDENG,  <i>Chanos chanos</i> GENERASI 1 (G1) DENGAN IMPLANTASI HORMON  LHRH-a PADA PEMELIHARAAN SECARA TERKONTROL  (THE OBSERVATION OF SPAWNING PROFILE OF MILKFISH BROODSTOCK,  <i>Chanos chanos</i> FIRST GENERATION (G1) IMPLANTED WITH LHRH-a  HORMONE REARED IN CONTROLLED TANK)</p>	163
<p><i>THE IMPACT OF OCEANOGRAPHIC PARAMETERS CHANGES ON  THE DISTRIBUTION AND ABUNDANCE OF SKIPJACK TUNA  Katsuwonus pelamis IN MAKASSAR STRAIT</i></p>	171

ISSN Print : 2087 - 9423

ISSN Electronic : 2620 - 309X

Jurnal Ilmu dan Teknologi Kelautan Tropis  
Vol. 11 No. 1, April 2019

TABLE OF CONTENTS

*SPATIAL DISTRIBUTIONS OF NUTRIENTS AND CHLOROPHYLL-A:  
A POSSIBLE OCCURRENCE OF PHOSPHORUS AS A EUTROPHICATION  
DETERMINANT OF THE JAKARTA BAY*  
Hanif Budi Prayitno and Afdal ..... 1

*THE HANDLING OF ROUND SCAD ON MINI PURSE SEINE BOATS,  
REGENCY OF REMBANG REVIEWED BASED ON THE DECREE OF MINISTER  
OF MARINE AFFAIRS AND FISHERIES NUMBER 52A/KEPMEN-KP/2013*  
Sri Untari Puji Rejeki, Y.S. Darmanto, dan Eko Nurcahya Dewi ..... 13

PEMETAAN SUHU LAUT DI PERAIRAN TELUK BALIKPAPAN  
MENGUNAKAN TEKNOLOGI AKUSTIK TOMOGRAFI PANTAI  
(*MAPPING SEA TEMPERATURE OF BALIKPAPAN BAY WATERS USING  
COASTAL ACOUSTIC TOMOGRAPHY SYSTEM (CATs)*)  
Teguh Arif Pianto, Henry M. Manik, dan Indra Jaya ..... 25

HUBUNGAN ANTARA KETERSEDIAAN CAHAYA MATAHARI DAN  
KONSENTRASI PIGMEN FOTOSINTETIK DI PERAIRAN SELAT BALI  
(*RELATIONSHIP BETWEEN SUNLIGHT AVAILABILITY AND  
PHOTOSYNTHETIC PIGMENT CONCENTRATION IN BALI STRAIT WATERS*)  
Anna Fauziah, Dietrieck G. Bengen, Mujizat Kawaroe,  
Hefni Effendi, dan Majariana Krisanti ..... 37

ANALISIS PERUBAHAN LAHAN DAN SEBARAN MANGROVE  
MENGUNAKAN ALGORITMA *SUPPORT VECTOR MACHINE* (SVM)  
DENGAN CITRA LANDSAT DI KABUPATEN BINTAN KEPULAUAN RIAU  
(*ANALYSIS OF LAND USE CHANGES AND MANGROVE DISTRIBUTION  
CHANGE USING SUPPORT VECTOR MACHINE (SVM) ALGORITHM WITH  
LANDSAT SATELLITE IMAGERIES IN BINTAN REGENCY, KEPULAUAN RIAU*)  
Nur Audina, Vincentius P. Siregar, dan I Wayan Nurjaya ..... 49

KONDISI NITRAT, NITRIT, AMONIA, FOSFAT DAN BOD  
DI MUARA SUNGAI BANYUASIN, SUMATERA SELATAN  
(*CONDITION OF NITRATE, NITRITE, AMMONIA, PHOSPHATE, AND BOD  
OF BANYUASIN RIVER ESTUARY, SOUTH SUMATERA*)  
Wike Ayu Eka Putri, Anna Ida Sunaryo Purwiyanto, Fauziyah,  
Fitri Agustriani, dan Yulianto Suteja ..... 65

DAYA DUKUNG OPTIMUM BERBASIS POLA TATA GUNA LAHAN  
PESISIR DI MUARA GEMBONG, KABUPATEN BEKASI  
(*OPTIMUM CARRYING CAPACITY BASED ON COASTAL LAND USE  
IN MUARA GEMBONG, BEKASI DISTRICT*)  
Shabrina Oktaviani, Yonvitner, dan Zulhamsyah Imran ..... 75

ISSN 2087-9423



9 772087 942337

ISSN 2620-309X



9 772620 309184